

HINNAO[®]

TECHNOLOGY



WELCOME TO
YOUR HINNAO[®] JOURNEY



HINNAO® Technology Anagen

INSTANT ABSORPTION USING ADVANCED HINNAO® TECHNOLOGY



Please take care to read the following document before you start taking your Anagen. This document has been designed to give you advice to ensure you gain the most out of your HINNAO® product.

If you have any medical conditions, take medications or have any allergies please consult your GP before taking this food supplement.
This product is not for under 18's, pregnant or breastfeeding women.



GENERAL PRODUCT INFORMATION

Hydration

Due to the strength of HINNAO® products consumers should be sufficiently hydrated before use.

Storage and Temperature Guidelines

Our Anagen is stable up to 85 degrees Celsius. We recommend that you keep it out of sunlight and store it in a cool, dry place. Some people enjoy the taste more when kept in the fridge, but it isn't necessary for storage. Each bottle of Anagen has a shelf life of more than 2 years.

HOW TO GET THE MOST OUT OF YOUR HINNAO® ANAGEN

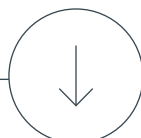
Ensure your mouth is free of any debris before consuming, especially after eating.

How Absorption Works

HINNAO® Anagen absorbs into your bloodstream via mucous membranes. The instructions on the bottle indicate to hold the liquid under your tongue for 30-90 seconds to optimise absorption because there are more mucous membranes under your tongue than elsewhere in your mouth.

Alternatives to under the tongue

If you have difficulty or are unable to hold the product under your tongue, there are still many mucous membranes throughout your mouth. So absorption does not require holding it under your tongue exclusively. It is still a good idea to hold the product as long as possible up to 90 seconds to ensure optimal absorption. The Anagen will still be absorbing as it travels down the throat.



When to take your HINNAO® Anagen

Anagen can be taken at any time during the day, we recommend that you try to take it at the same time everyday.

Generally fine taken on an empty stomach but if you do notice any nausea then try taking it after food

Dosage suggestions

We recommend taking 1ml a day (Zink Picolinate 8mg, Folic Acid 400mg, Biotin 30mcg).

How long does it take to see results

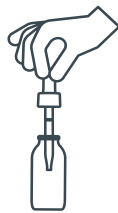
The product works immediately because of high absorption, however you may not see results for weeks to months. In general, we recommend keeping a log of your progress to monitor your results. Taking photos can help log accurate results for hair and acne support. For best results try to reduce sugar from your diet as part of your protocol.

HOW TO TAKE HINNAO® ANAGEN



STEP 1

Shake the bottle well for 30 seconds to ensure a consistent dose.



STEP 2

Squeeze the pipette to draw up recommended dose.



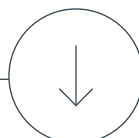
STEP 3

Place the product under your tongue.



STEP 4

Hold in your mouth for 60-90 seconds, then swallow.



POSITIVE BENEFITS TO WATCH FOR

Natural Hair Support

The word anagen refers to the growth phase of the hair cycle. When hair doesn't seem to grow or constantly sheds, it may be a sign of a short anagen cycle. By combining biotin, zinc, and active folic acid (and removing added sugars and additives), HINNAO® Anagen helps keep hair in the anagen phase, promoting hair tissue growth and repair and ensuring the oil glands around the hair follicle are functioning properly.

Protect Against Oxidative Stress

You may notice Improved well-being, reduced inflammation and increased energy.

Cellular Energy Production benefits

Enhanced cellular energy boosts vitality, mental clarity, physical performance, and immune strength—fostering overall well-being, resilience, and quicker recovery.

Thank you for reading and good luck with your wellness journey.

The logo for Hinnao, featuring a stylized, handwritten-style 'H' followed by the word 'innao' in a lowercase, cursive font.